
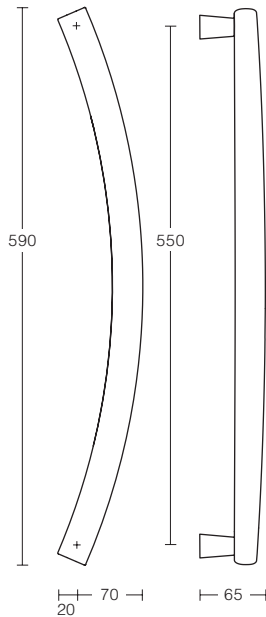


chant<sup>™</sup>arc

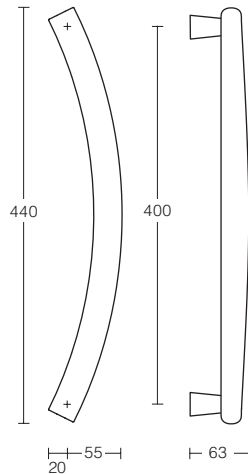


## Pull Handles

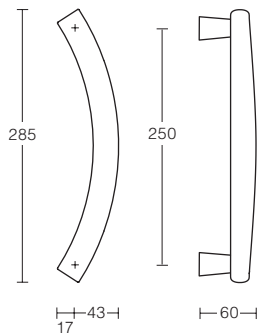
Arc 541



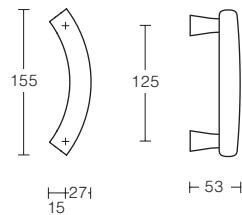
Arc 542



Arc 543

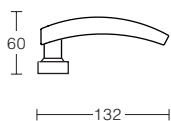


Arc 544

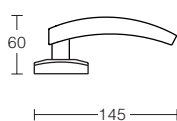


## Lever Handle

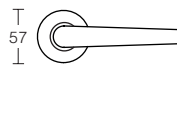
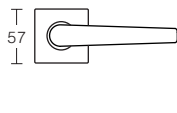
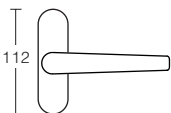
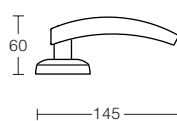
Arc 551-20



Arc 551-S



Arc 551-F or R



\* For plate details refer to *chant<sup>TM</sup> technical*

## Arc Pull Handles

Arc handles are symmetrical and 'non handed'. They are suitable for narrow stile and standard doors. Finishes and mounting options – Refer *chant<sup>TM</sup> technical*. Glass door mounting – All handles are suitable for mounting on glass doors as back to back pairs, or a single handle with dome screws. Hole size required is 10mm. A washer kit for glass door mounting is supplied.

## Arc Lever Handle on Rose

The following features are incorporated in the design of the roses:

- The handles are reversible on the roses
- 4 hole back to back fixing, 2 holes vertically for use with tubular latches and 2 holes horizontally for use with mortice locks
- Fixing centres available: – 38mm and 41mm
- Spring return on all handles
- Snap on rose cover to provide concealed fixing with screw driver recess to assist removal
- Fixing plate available to lock handle from turning
- Spindles supplied, 7.6mm or 8mm
- 76mm stainless steel screws supplied
- Three rose cover styles: F=Facet, R=Radius, S=Square to complement lever styles and escutcheons in the 400 / 410 / 420 Series

## Rose Types 38F / 38R / 38S

F=Facet / R=Radius / S=Square

38mm fixing centres for:

- Profile cylinder mortice locks:
  - AGB, CES, CISA, Dorma, FSB, GSV, Häfele, JADO, KfV, Protector Series, SAB
  - Legge 8762, 57mm backset
- Oval cylinder mortice locks:
  - Astra Brass and Astra S Series
  - Legge 990 MF
  - Union 2041, 127mm backset (has the lock cylinder horizontally in line with the lever handle)
  - Union 2241, 57mm and 82.5mm backsets
- Mortice latch: Union 2677, 57mm backset
- Tubular latch: Dalco 12002

## Rose Types 41F / 41R / 41S

F=Facet / R=Radius / S=Square

41mm fixing centres for:

- Tubular latches, 60mm backset or longer
- Lockwood 3500 Series mortice lock (Australia)
- NT Falcon mortice lock (USA)

*Example and specification of an order for lever or fixed handles on rose, or plate (Refer chant<sup>TM</sup> technical).*

Handle Style	Handing	Rose/Plate Type	Lever (L) Fixed (F)	Finish	Quantity	Spindle Size
551	LH	38F	L	SCP	5pr	7.6mm

It is recommended that the lock type is stated when ordering handles. Refer *chant<sup>TM</sup> technical* for finishes.

chant productions limited

chant<sup>TM</sup> in touch

8/136 marua rd, ellerslie  
auckland, new zealand  
tel: + 64 9 526 4048  
fax: + 64 9 526 4049  
email: sales@chantproductions.co.nz  
internet: www.chantproductions.co.nz

issue 09/03