


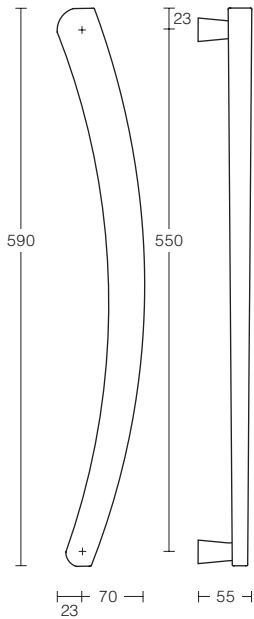
chant[™]sabre



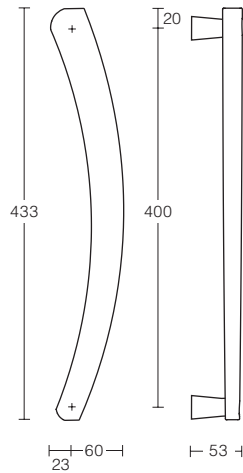
chant™ sabre

Pull Handles

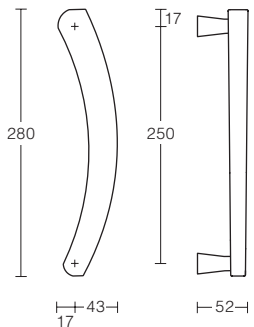
Sabre 521



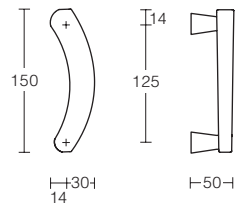
Sabre 522



Sabre 523



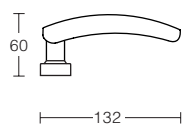
Sabre 524



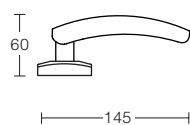
Left hand handles shown
Pull handles are handed.
Lever handle is not handed
and is reversible on roses
and 44mm wide plates.

Lever Handle

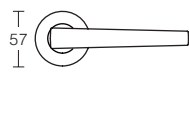
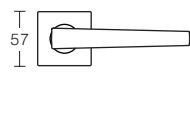
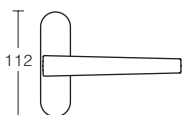
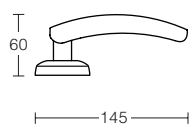
Sabre 531-20*



Sabre 531-S



Sabre 531-F or R



*For plate details refer to *chant™ technical*

Sabre Pull Handles

Sabre handles are 'handed' and suitable for narrow stile and standard doors. The handing needs to be specified appropriately. Refer to *chant™ technical*. Finishes and mounting options – Refer *chant™ technical*. Glass door mounting – All handles are suitable for mounting on glass doors as back to back pairs, or a single handle with dome screws. Hole size required is 10mm. A washer kit for glass door mounting is supplied.

Sabre Lever Handle on Rose

The following features are incorporated in the design of the roses:

- The handles are reversible on the roses
- 4 hole back to back fixing, 2 holes vertically for use with tubular latches and 2 holes horizontally for use with mortice locks
- Fixing centres available: – 38mm and 41mm
- Spring return on all handles
- Snap on rose cover to provide concealed fixing with screw driver recess to assist removal
- Fixing plate available to lock handle from turning
- Spindles supplied, 7.6mm or 8mm
- 76mm stainless steel screws supplied
- Three rose cover styles: F=Facet, R=Radius, S=Square to complement lever styles and escutcheons in the 400 / 410 / 420 Series

Rose Types 38F / 38R / 38S

F=Facet / R=Radius / S=Square

38mm fixing centres for:

- Profile cylinder mortice locks:
 - AGB, CES, CISA, Dorma, FSB, GSV, Häfele, JADO, KfV, Protector Series, SAB
 - Legge 8762, 57mm backset
- Oval cylinder mortice locks:
 - Astra Brass and Astra S Series
 - Legge 990 MF
 - Union 2041, 127mm backset (has the lock cylinder horizontally in line with the lever handle)
 - Union 2241, 57mm and 82.5mm backsets
- Mortice latch: Union 2677, 57mm backset
- Tubular latch: Dalco 12002

Rose Types 41F / 41R / 41S

F=Facet / R=Radius / S=Square

41mm fixing centres for:

- Tubular latches, 60mm backset or longer
- Lockwood 3500 Series mortice lock (Australia)
- NT Falcon mortice lock (USA)

Example and specification of an order for lever or fixed handles on rose, or plate (Refer chant™ technical).

Handle Style	Handing	Rose/Plate Type	Lever (L) Fixed (F)	Finish	Quantity	Spindle Size
531	LH	38F	L	SCP	5pr	7.6mm

It is recommended that the lock type is stated when ordering handles. Refer *chant™ technical* for finishes.

chant productions limited

chant™
in touch

8/136 marua rd, ellerslie
auckland, new zealand
tel: + 64 9 526 4048
fax: + 64 9 526 4049
email: sales@chantproductions.co.nz
internet: www.chantproductions.co.nz

issue 09/03

©chant productions ltd, 2003