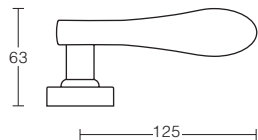


chant<sup>™</sup>swan



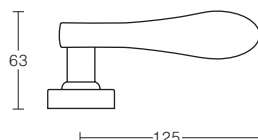
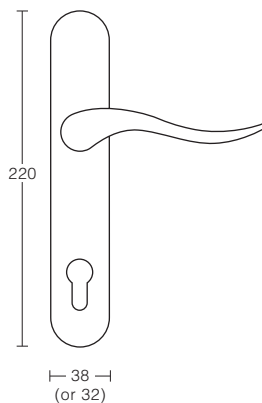
## Swan 651 Lever Handle



On plates 32mm and 38mm wide:  
Refer *chant<sup>TM</sup> technical brochure*

Groups  
10 and 20  
30 and 40  
50 and 60  
90 and 100  
150 and 160  
170 and 180  
190 and 200  
310 and 320  
330 and 340

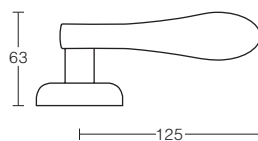
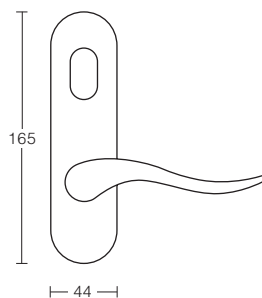
Example shown:  
321 Plate



On plates 44mm wide:  
Refer *chant<sup>TM</sup> technical brochure*

Groups  
410 and 420  
430 and 440  
450 and 460

Example shown:  
421 Plate



On Rose Types:  
38F / 38R / 38S  
41F / 41R / 41S



## Lever Handle

The Swan Lever Handle is a variation of a classic design with simple flowing curves to complement more traditional decor.

They are a 'handed' handle and are suitable for narrow stile and standard doors.

Finishing options – Refer *chant<sup>TM</sup> technical*.

They can be used on plates and roses as detailed.

## Swan Lever Handle on Rose

The following features are incorporated in the design of the roses:

- 4 hole back to back fixing, 2 holes vertically for use with tubular latches and 2 holes horizontally for use with mortice locks
- Fixing centres available: – 38mm and 41mm
- Spring return on all handles
- Snap on rose cover to provide concealed fixing with screw driver recess to assist removal
- Fixing plate available to lock handle from turning
- Spindles supplied, 7.6mm or 8mm
- 76mm stainless steel screws supplied
- Three rose cover styles: F=Facet, R=Radius, S=Square to complement lever styles and escutcheons in the 400 / 410 / 420 Series

## Rose Types 38F / 38R / 38S

F=Facet / R=Radius / S=Square

38mm fixing centres for:

- Profile cylinder mortice locks:
  - AGB, CES, CISA, Dorma, FSB, GSV, Häfele, JADO, KfV, Protector Series, SAB
  - Legge 8762, 57mm backset
- Oval cylinder mortice locks:
  - Astra Brass and Astra S Series
  - Legge 990 MF
  - Union 2041, 127mm backset (has the lock cylinder horizontally in line with the lever handle)
  - Union 2241, 57mm and 82.5mm backsets
- Mortice latch: Union 2677, 57mm backset
- Tubular latch: Dalco 12002

## Rose Types 41F / 41R / 41S

F=Facet / R=Radius / S=Square

41mm fixing centres for:

- Tubular latches, 60mm backset or longer
- Lockwood 3500 Series mortice lock (Australia)
- NT Falcon mortice lock (USA)

*Example and specification of an order for lever or fixed handles on rose, or plate (Refer chant<sup>TM</sup> technical).*

Handle Style	Handing	Rose/Plate Type	Lever (L) Fixed (F)	Finish	Quantity	Spindle Size
651	LH	38F	L	SCP	5pr	7.6mm

It is recommended that the lock type is stated when ordering handles. Refer *chant<sup>TM</sup> technical* for finishes.

chant productions limited

chant<sup>TM</sup>  
in touch

8/136 marua rd, ellerslie  
auckland, new zealand

tel: + 64 9 526 4048

fax: + 64 9 526 4049

email: sales@chantproductions.co.nz

internet: www.chantproductions.co.nz

issue 09/03